









Individual Results

Final



Lignieres - 28/06/2015 - Lignieres (FRA) 28-06-2015 - CEI* 86km :36km 15 Riders

RANK	NUM.	AV. SPEED	NAT.	PHASE	RANK	ARRIVAL	IN TIME	RECOV. T.	PH. SPEED	BPM	AV. SPEED	TOTAL REC.	LAP/LEAD		
1	255	19.575		1	3	09:53:58	10:01:19	00:07:21	17.805	64	17.805	00:07:21	00:04:10		
Alex AUBERTIN															
EMIR DE TANNES															
				2	3	12:10:44	12:14:54	00:04:10	18.273	62	18.008	00:11:31	00:00:39		
				3	1	13:53:36	14:08:17		26.489	64	19.575		00:00:00		
												- CEI* - Liste Rouge		Total Riding Time: 04:23:36	
2	257	19.533		1	5	09:59:07	10:01:36	00:02:29	17.763	54	17.763	00:02:29	00:04:27		
Maeva BERNEZ VIGNOLLE															
D PAU															
				2	4	12:12:05	12:16:04	00:03:59	18.102	63	17.911	00:06:28	00:01:49		
				3	2	13:54:10	14:16:51		26.819	48	19.533		00:00:34		
												- CEI* - UMM QARN		Total Riding Time: 04:24:10	
3	263	19.532		1	6	09:59:07	10:01:39	00:02:32	17.756	56	17.756	00:02:32	00:04:30		
Audrey MAHIEU															
LOUSTIK DU LOUP															
				2	5	12:12:06	12:16:08	00:04:02	18.098	62	17.906	00:06:34	00:01:53		
				3	3	13:54:11	14:16:53		26.847	61	19.532		00:00:35		
												- CEI* - MATHIEU DAGUZAN-GARROS		Total Riding Time: 04:24:11	
4	267	19.505		1	1	09:55:15	09:57:09	00:01:54	18.438	58	18.438	00:01:54	00:00:00		
Laetitia PEGAZ TOCQUET															
SADJIA															
				2	1	12:10:45	12:14:15	00:03:30	17.611	58	18.063	00:05:24	00:00:00		
				3	4	13:54:33	14:08:53		25.646	51	19.505		00:00:57		
												- CEI* - M. Michel MEUNIER-CARUS		Total Riding Time: 04:24:33	
5	204	17.966		1	8	09:59:09	10:02:38	00:03:29	17.613	64	17.613	00:03:29	00:05:29		
Dune WHITE															
THERY															
				2	7	12:20:23	12:24:21	00:03:58	16.811	63	17.250	00:07:27	00:10:06		
				3	5	14:17:13	14:31:03		20.520	48	17.966		00:23:37		
												- CEI* - Royal Endurance Team of Bahrain		Total Riding Time: 04:47:13	
6	268	17.964		1	2	09:55:07	09:59:48	00:04:41	18.030	55	18.030	00:04:41	00:02:39		
Veronique PINAULT															
TALAK AL SAHER															
				2	6	12:08:26	12:16:54	00:08:28	17.611	63	17.842	00:13:09	00:02:39		
				3	6	14:17:14	14:33:49		18.341	63	17.964		00:23:38		
												- CEI* - Melle Veronique PINAULT-HELION		Total Riding Time: 04:47:14	
7	203	17.961		1	9	09:59:09	10:02:42	00:03:33	17.604	61	17.604	00:03:33	00:05:33		
Colline WHITE															
KHULOOD															
				2	8	12:20:23	12:24:23	00:04:00	16.817	53	17.247	00:07:33	00:10:08		
				3	7	14:17:17	14:31:07		20.509	56	17.961		00:23:41		
												- CEI* - Royal Endurance Team of Bahrain		Total Riding Time: 04:47:17	
8	261	17.250		1	10	09:58:34	10:03:15	00:04:41	17.525	57	17.525	00:04:41	00:06:06		
Claire DESARBRES															
PSYCHEE HOTSPUR															
				2	9	12:20:21	12:26:03	00:05:42	16.634	53	17.120	00:10:23	00:11:48		
				3	8	14:29:08	14:36:04		17.651	56	17.250		00:35:32		
												- CEI* - Jeanine MARESCHAL		Total Riding Time: 04:59:08	
9	260	16.994		1	13	10:11:40	10:16:34	00:04:54	15.816	57	15.816	00:04:54	00:19:25		
Claire CHALANDRE															
SOHAIR DES BRUYERE															
				2	12	12:28:35	12:34:05	00:05:30	17.536	61	16.533	00:10:24	00:19:50		
				3	9	14:33:38	14:47:17		18.548	53	16.994		00:40:02		
												- CEI* - Mme Joelle RAFFIER		Total Riding Time: 05:03:38	
10	266	16.669		1	12	10:01:46	10:08:48	00:07:02	16.770	62	16.770	00:07:02	00:11:39		
Eric MIRA															
ZAWAD LA LOZE															
				2	11	12:26:07	12:33:37	00:07:30	16.314	64	16.566	00:14:32	00:19:22		
				3	10	14:39:33	14:53:37		16.989	55	16.669		00:45:57		
												- CEI* - Mme Florence GRANGER		Total Riding Time: 05:09:33	

RANK	NUM.	AV. SPEED	NAT.	PHASE	RANK	ARRIVAL	IN TIME	RECOV. T.	PH. SPEED	BPM	AV. SPEED	TOTAL REC.	LAP/LEAD
11	262	16.421		1	7	09:55:08	10:01:45	00:06:37	17.741	63	17.741	00:06:37	00:04:36
Lionel DUPUIS				2	10	12:16:50	12:32:28	00:15:38	15.445	54	16.648	00:22:15	00:18:13
ULRIQ DE CRE				3	11	14:44:14	15:01:55		15.777	54	16.421		00:50:38
Lap / preceding :00:04:41													
- CEI* - M. Thierry DECRE												Total Riding Time: 05:14:14	
12	265	16.167		1	11	10:01:47	10:06:05	00:04:18	17.132	54	17.132	00:04:18	00:08:56
Delphine MAUBOUSSIN				2	13	12:34:25	12:41:59	00:07:34	14.754	64	15.993	00:11:52	00:27:44
KASCADEUR DE PARIGNY				3	12	14:49:10	15:02:40		16.714	0	16.167		00:55:34
Lap / preceding :00:04:56													
- CEI* - PASCALINE LEPOUTRE												Total Riding Time: 05:19:10	
13	259	15.822		1	14	10:08:58	10:23:06	00:14:08	15.094	48	15.094	00:14:08	00:25:57
Regine BOLLON				2	14	12:42:45	12:56:01	00:13:16	15.144	72/50	15.116	00:27:24	00:41:46
SYRAH DE LA MALTORNE				3	13	14:56:08	15:16:50		18.398	48	15.822		01:02:32
Lap / preceding :00:06:58													
- CEI* - Melle Regine BOLLON												Total Riding Time: 05:26:08	
NQ	264	LA		1	4	09:55:06	10:01:26	00:06:20	17.788	61	17.788	00:06:20	00:04:17
Lauriane MARTIN				2	2	12:08:24	12:14:38	00:06:14	18.348	63	18.031	00:12:34	00:00:23
RHEBELLE				3	LA	13:53:40	14:17:11		26.309	59	19.570		00:00:04
Lap / preceding :22:57:32													
- CEI* - MARTINE MARTIN													
NQ	258	LA		1	15	10:20:19	10:24:23	00:04:04	14.960	56	14.960	00:04:04	00:27:14
Anne Sophie BLANCHEMAIN				2	LA	12:49:02	12:53:55	00:04:53	15.612	49/56	15.241	00:08:57	00:39:40
MAQTA													
Lap / preceding :23:50:15													
- CEI* - THIERRY DUBOIS													

WD=Withdrawn, RET=Retired, DSQ=Disqualified, FNR=Finished not ranked, LA=Lame, MI=Minor injury, CI=Catastrophic injury, ME=Metabolic, ME-TR=Metabolic invasive treatment, OT=Out of time, FTC: Failed to complete

